

# AVANTAX INVESTMENT SERVICES - Held NMS Stocks and Options Order Routing Public Report

Generated on Thu Oct 06 2022 13:39:22 GMT-0500 (Central Daylight Time)

3rd Quarter, 2022

July 2022

---

## S&P 500 Stocks

### Summary

Non-Directed Orders as % of All Orders	Market Orders as % of Non-Directed Orders	Marketable Limit Orders as % of Non-Directed Orders	Non-Marketable Limit Orders as % of Non-Directed Orders	Other Orders as % of Non-Directed Orders
91.00%	6	76.08	5	62.28

### Venues

Venue - Non-directed Order Flow	Non-Directed Orders (%)	Market Orders (%)	Marketable Limit Orders (%)	Non-Marketable Limit Orders (%)	Other Orders (%)	Net Payment Paid/Received for Market Orders(USD)	Net Payment Paid/Received for Market Orders(cents per hundred shares)	Net Payment Paid/Received for Marketable Limit Orders(USD)	Net Payment Paid/Received for Marketable Limit Orders(cents per hundred shares)	Net Payment Paid/Received for Non-Marketable Limit Orders(USD)	Net Payment Paid/Received for Non-Marketable Limit Orders(cents per hundred shares)	Net Payment Paid/Received for Other Orders(USD)	Net Payment Paid/Received for Other Orders(cents per hundred shares)
---------------------------------	-------------------------	-------------------	-----------------------------	---------------------------------	------------------	--------------------------------------------------	-----------------------------------------------------------------------	------------------------------------------------------------	---------------------------------------------------------------------------------	----------------------------------------------------------------	-------------------------------------------------------------------------------------	-------------------------------------------------	----------------------------------------------------------------------

Venue - Non-directed Order Flow	Non-Directed Orders (%)	Market Orders (%)	Marketable Limit Orders (%)	Non-Marketable Limit Orders (%)	Other Orders (%)	Net Payment Paid/Received for Market Orders(USD)	Net Payment Paid/Received for Market Orders(cents per hundred shares)	Net Payment Paid/Received for Marketable Limit Orders(USD)	Net Payment Paid/Received for Marketable Limit Orders(cents per hundred shares)	Net Payment Paid/Received for Non-Marketable Limit Orders(USD)	Net Payment Paid/Received for Non-Marketable Limit Orders(cents per hundred shares)	Net Payment Paid/Received for Other Orders(USD)	Net Payment Paid/Received for Other Orders(cents per hundred shares)
Core E G S E utilities Exc an e (E G )	6.4	0.00	0.00	6.63	0.00	0	0.0000	0	0.0000	0	0.0000	0	0.0000
Members Exc an e (MEM )	0.1	0.00	0.00	6	0.00	2	0.0000	0	0.0000	0	0.0000	0	0.0000

Material Aspects:

Citadel Securities LLC (C RG)

Insert discussion of the material aspects of the relationship in this venue pursuant to rule (a)(1)(iv) .

Global Execution Services, LLC (ETMM)

Insert discussion of the material aspects of the relationship in this venue pursuant to rule (a)(1)(iv) .

RT Americas, LLC ( TE)

Insert discussion of the material aspects of the relationship in this venue pursuant to rule (a)(1)(iv) .

One Street Capital, LLC ( ST)

Insert discussion of the material aspects of the relationship in this venue pursuant to rule (a)(1)(iv) .

Perfor Stock Exchange ( SE)

Insert discussion of the material aspects of the relationship in this venue pursuant to rule (a)(1)(iv) .

S Execution Services, LLC ( S )

Insert discussion of the material aspects of the relationship in this venue pursuant to rule (a)(1)(iv) .

Two Sigma Securities, LLC ( S )

Insert discussion of the material aspects of the relationship in this venue pursuant to rule (a)(1)(iv) .

S Securities, LLC ( SS)

Insert discussion of the material aspects of the relationship in this venue pursuant to rule (a)(1)(iv) .

Core E G S E utilities Exc an e (E G )

Insert discussion of the material aspects of the relationship in this venue pursuant to rule (a)(1)(iv) .

Members Exc an e (MEM )

Insert discussion of the material aspects of the relationship in this venue pursuant to rule (a)(1)(iv) .

July 2022

Non-S&P 500 Stocks

Summary

Non-Directed Orders as % of All Orders	1.1	0.00	0.00	1.1	0.00	0	0.0000	0	0.0000	0	0.0000	0	0.0000
----------------------------------------	-----	------	------	-----	------	---	--------	---	--------	---	--------	---	--------

Venue - Non-directed Order Flow	Non-Directed Orders (%)	Market Orders (%)	Marketable Limit Orders (%)	Non-Marketable Limit Orders (%)	Other Orders (%)	Net Payment Paid/Received for Market Orders(USD)	Net Payment Paid/Received for Market Orders(cents per hundred shares)	Net Payment Paid/Received for Marketable Limit Orders(USD)	Net Payment Paid/Received for Marketable Limit Orders(cents per hundred shares)	Net Payment Paid/Received for Non-Marketable Limit Orders(USD)	Net Payment Paid/Received for Non-Marketable Limit Orders(cents per hundred shares)	Net Payment Paid/Received for Other Orders(USD)	Net Payment Paid/Received for Other Orders(cents per hundred shares)
Citadel Securities LLC (C RG)	6 33	35 57	9 33 4	3	8 73	0	0 0000	0	0 0000	0	0 0000	0	0 0000
99 Execution Services, LLC (ETMM)	1 39	3 44	2 1	2 1	8 5 7	2	0 0000	0	0 0000	0	0 0000	0	0 0000
99 RT ericas, LLC ( TE)	1	1 1 7	8	2 7 1	22 8 5	2 2	0 0000	0	0 0000	0	0 0000	0	0 0000
99 ane Street Capital, LLC ( ST)	6 1	8 8	6 1 8	6 1 4	0 00	0	0 0000	0	0 0000	0	0 0000	0	0 0000
e or Stoc Exc an e ( SE)	155 9	0 00	9 6	5 5	0 00	2	0 0000	0	0 0000	0	0 0000	0	0 0000
9 S Execution Services, LLC ( S )	14	0 00	6 1	7 4 48	0 00	2	0 0000	0	0 0000	0	0 0000	0	0 0000
9 T oSi a Securities, LLC (S )	6 0	1 0	14	2 7 08	0 00	0	0 0000	0	0 0000	0	0 0000	0	0 0000

SE rca  
( RC )

\_\_\_\_\_

C o e E G SE uities Exc an e (E G )  
 nsert discussion o t e aterial as ects o t e relations i it t is venue ursuant to rule (a)(1)(iv) .

nstinet loc Cross ( L )  
 nsert discussion o t e aterial as ects o t e relations i it t is venue ursuant to rule (a)(1)(iv) .

## July 2022

### Options

#### Summary

Non-Directed Orders as % of All Orders	Market Orders as % of Non-Directed Orders	Marketable Limit Orders as % of Non-Directed Orders	Non-Marketable Limit Orders as % of Non-Directed Orders	Other Orders as % of Non-Directed Orders
1 00 00	3 0 7	2	7 7 66 2	3

77

#### Venues

Venue - Non-directed Order Flow	Non-Directed Orders (%)	Market Orders (%)	Marketable Limit Orders (%)	Non-Marketable Limit Orders (%)	Other Orders (%)	Net Payment Paid/Received for Market Orders(USD)	Net Payment Paid/Received for Market Orders(cents per hundred shares)	Net Payment Paid/Received for Marketable Limit Orders(USD)	Net Payment Paid/Received for Marketable Limit Orders(cents per hundred shares)	Net Payment Paid/Received for Non-Marketable Limit Orders(USD)	Net Payment Paid/Received for Non-Marketable Limit Orders(cents per hundred shares)	Net Payment Paid/Received for Other Orders(USD)	Net Payment Paid/Received for Other Orders(cents per hundred shares)
Citadel Securities LLC (C RG)	4 3	4 8	9 7 2 1	73 6	2 5 0	20	0 0000	0	0 0000	0	0 0000	0	0 0000
olverine Execution Services LLC ( E )	3 8 1	6	2 7 138	6 3	0 00	0	0 0000	0	0 0000	0	0 0000	0	0 0000
9 as inancial Technologies LLC ( S )	1 4	4 1	0 22	7 5	22 0 00	0	0 0000	0	0 0000	0	0 0000	0	0 0000
Sus ue anna Capital Group (S S )	1 05	5 1 0	9 6	2 7 1 60	22 3 11	0	0 0000	0	0 0000	0	0 0000	0	0 0000
Moran Stanley Co an LLC (MSC )	4 3	4 0	2 0	2 74 8	2 0 00	0	0 0000	0	0 0000	0	0 0000	0	0 0000
nteractive ro ers LLC ( R )	0 5	0 00	0 00	0 00	13	0	0 0000	0	0 0000	0	0 0000	0	0 0000

#### Material Aspects:


Citadel Securities LLC (C RG)  
 nsert discussion o t e aterial as ects o t e relations i it t is venue ursuant to rule (a)(1)(iv) .


olverine Execution Services LLC ( E )  
 nsert discussion o t e aterial as ects o t e relations i it t is venue ursuant to rule (a)(1)(iv) .

as inancial Technologies LLC ( S )  
 nsert discussion o t e aterial as ects o t e relations i it t is venue ursuant to rule (a)(1)(iv) .

Sus ue anna Capital Group (S S )  
 nsert discussion o t e aterial as ects o t e relations i it t is venue ursuant to rule (a)(1)(iv) .











# September 2022

## S&P 500 Stocks

### Summary

Non-Directed Orders as % of All Orders	Market Orders as % of Non-Directed Orders	Marketable Limit Orders as % of Non-Directed Orders	Non-Marketable Limit Orders as % of Non-Directed Orders	Other Orders as % of Non-Directed Orders
91.00%	6.0%	1.0%	0.0%	7.20%

2

### Venues

Venue - Non-directed Order Flow	Non-Directed Orders (%)	Market Orders (%)	Marketable Limit Orders (%)	Non-Marketable Limit Orders (%)	Other Orders (%)	Net Payment Paid/Received for Market Orders(USD)	Net Payment Paid/Received for Market Orders(cents per hundred shares)	Net Payment Paid/Received for Marketable Limit Orders(USD)	Net Payment Paid/Received for Marketable Limit Orders(cents per hundred shares)	Net Payment Paid/Received for Non-Marketable Limit Orders(USD)	Net Payment Paid/Received for

Insert discussion of the material aspects of the relationship in this venue pursuant to Rule 10b5-1(a)(1)(iv).

GT Execution Services, LLC (ETMM)

Insert discussion of the material aspects of the relationship in this venue pursuant to Rule 10b5-1(a)(1)(iv).

RT Americas, LLC (TE)

Insert discussion of the material aspects of the relationship in this venue pursuant to Rule 10b5-1(a)(1)(iv).

One Street Capital, LLC (ST)

Insert discussion of the material aspects of the relationship in this venue pursuant to Rule 10b5-1(a)(1)(iv).

Deer Street Exchange (SE)

Insert discussion of the material aspects of the relationship in this venue pursuant to Rule 10b5-1(a)(1)(iv).


S Execution Services, LLC (S)

Insert discussion of the material aspects of the relationship in this venue pursuant to Rule 10b5-1(a)(1)(iv).

Toshiba Securities, LLC (S)

Insert discussion of the material aspects of the relationship in this venue pursuant to Rule 10b5-1(a)(1)(iv).

CG Securities Exchange



Options

Summary

---

--	--	--	--	--